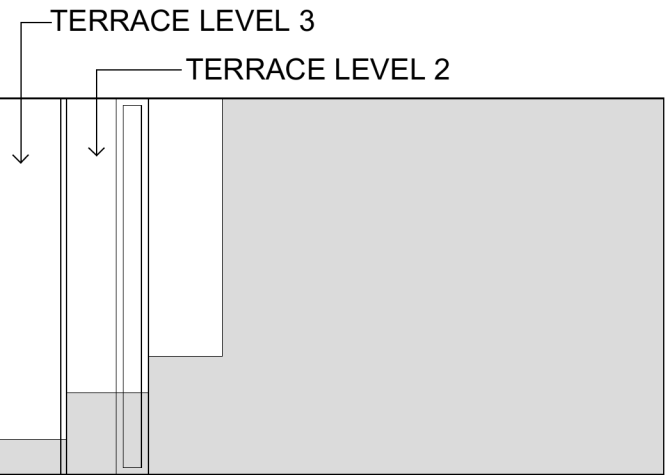
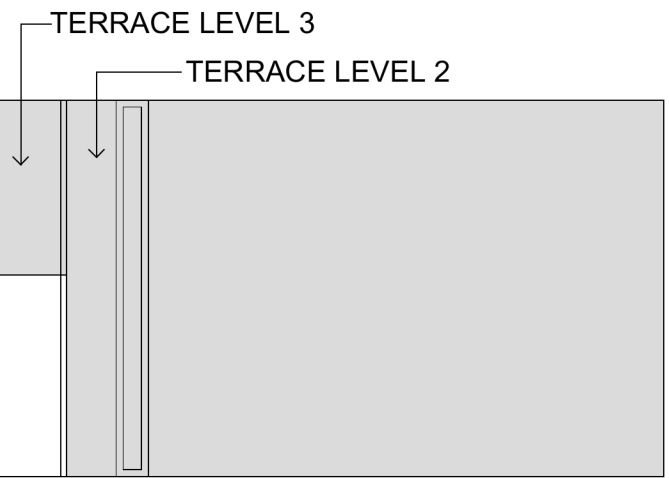


COURTYARD - 9AM



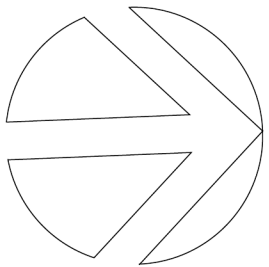
COURTYARD - 11AM



COURTYARD - 3PM

NOTES:
THIS DRAWING SHALL BE READ IN CONJUNCTION WITH ALL ARCHITECTURAL AND OTHER CONSULTANTS' DRAWINGS, SPECIFICATIONS AND OTHER WRITTEN INSTRUCTIONS AS MAY BE ISSUED DURING THE COURSE OF CONSTRUCTION.
ALL DIMENSIONS, LEVELS AND DATUM POINTS ON THIS DRAWING ARE TO BE VERIFIED BY THE BUILDER ON SITE. ANY DISCREPANCIES ARE TO BE REFERRED TO THE PROJECT MANAGER OR DESIGN CONSULTANT. USE FIGURED DIMENSIONS ONLY.

No	AMENDMENT	DATE
A	DA ISSUE	20-06-2013



PROJECT
**AGED CARE FACILITY CONCEPT
AT PACIFIC HIGHWAY
WAHROONGA NSW**

CLIENT

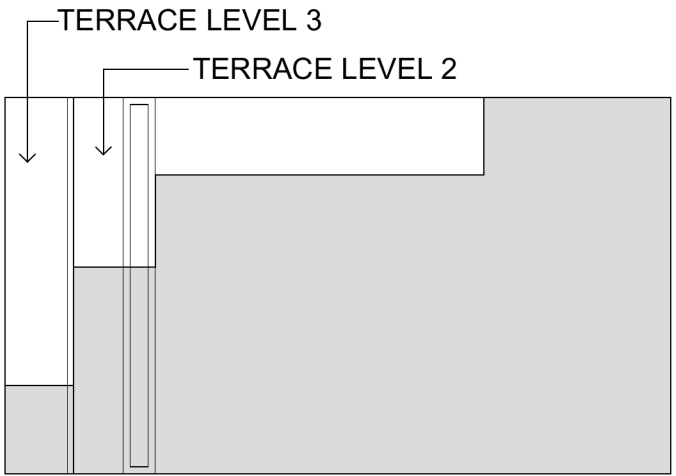
For THOMPSON HEALTH CARE

DRAWING	DATE FEB 2013
SHADOW DIAGRAM JUNE 22nd	SCALE 1:250 @ A1
	DRAWN GM

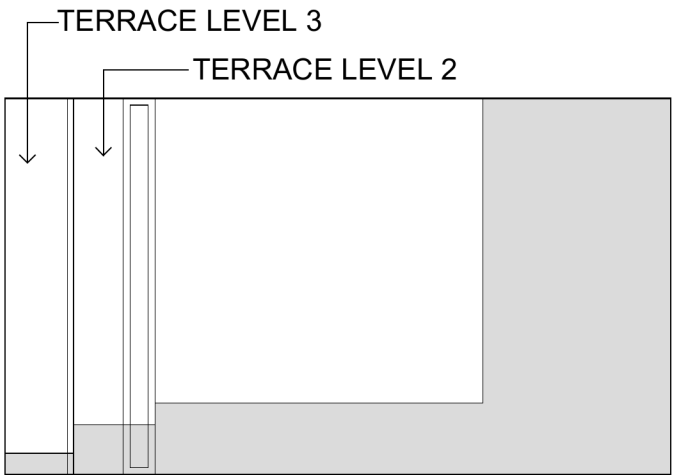
GEOFFREY MARTIN + Associates Pty Ltd	ISSUE A
	PROJECT No
	DRAWING No DA11

NOTES:
THIS DRAWING SHALL BE READ IN CONJUNCTION WITH ALL ARCHITECTURAL AND OTHER CONSULTANTS' DRAWINGS, SPECIFICATIONS AND OTHER WRITTEN INSTRUCTIONS AS MAY BE ISSUED DURING THE COURSE OF CONSTRUCTION.
ALL DIMENSIONS, LEVELS AND DATUM POINTS ON THIS DRAWING ARE TO BE VERIFIED BY THE BUILDER ON SITE. ANY DISCREPANCIES ARE TO BE REFERRED TO THE PROJECT MANAGER OR DESIGN CONSULTANT. USE FIGURED DIMENSIONS ONLY.

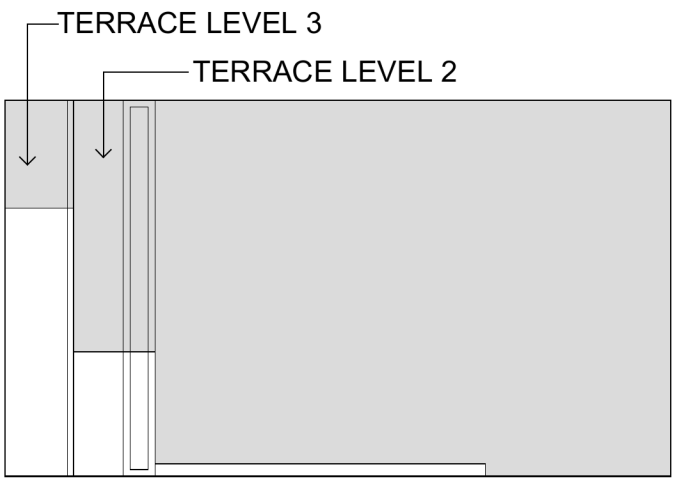
No	AMENDMENT	DATE
A	DA ISSUE	20-06-2013



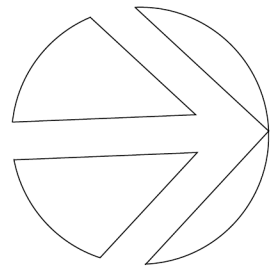
COURTYARD - 9AM



COURTYARD - 11AM



COURTYARD - 3PM



PROJECT

AGED CARE FACILITY CONCEPT
AT PACIFIC HIGHWAY
WAHROONGA NSW

CLIENT

For THOMPSON HEALTH CARE

DRAWING

SHADOW
DIAGRAM
SEPTEMBER 22nd

DATE
FEB 2013
SCALE
1:250 @ A1
DRAWN
GM

GEOFFREY MARTIN +
Associates Pty Ltd

Design Consultants

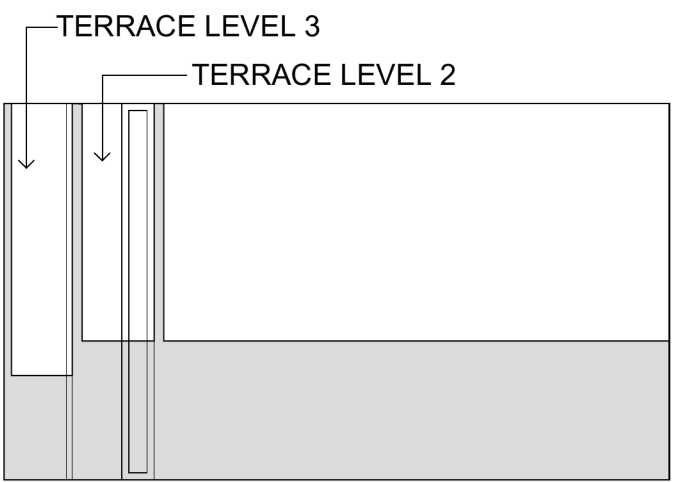
PO Box 627 Petersham NSW 2049
Telephone 0411 105 325
Email geoff@gma.net.au

ISSUE
A
PROJECT No
DRAWING No
DA12

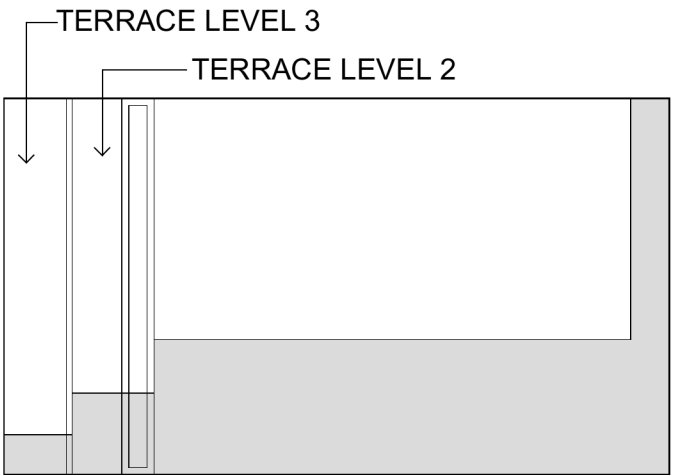
Geoffrey Martin Associates Pty Ltd ABN 16 074 686 730

NOTES:
THIS DRAWING SHALL BE READ IN CONJUNCTION WITH ALL ARCHITECTURAL AND OTHER CONSULTANTS' DRAWINGS, SPECIFICATIONS AND OTHER WRITTEN INSTRUCTIONS AS MAY BE ISSUED DURING THE COURSE OF CONSTRUCTION.
ALL DIMENSIONS, LEVELS AND DATUM POINTS ON THIS DRAWING ARE TO BE VERIFIED BY THE BUILDER ON SITE. ANY DISCREPANCIES ARE TO BE REFERRED TO THE PROJECT MANAGER OR DESIGN CONSULTANT. USE FIGURED DIMENSIONS ONLY.

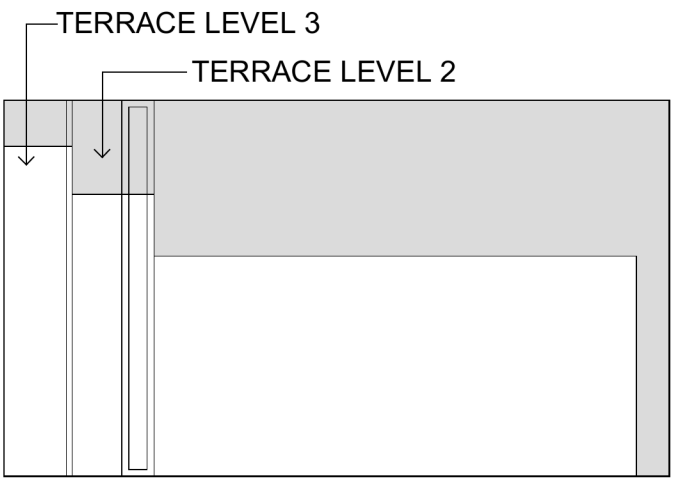
No	AMENDMENT	DATE
A	DA ISSUE	20-06-2013



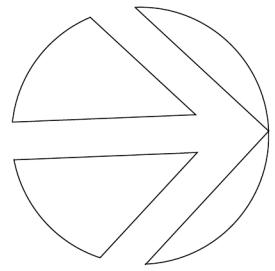
COURTYARD - 9AM



COURTYARD - 11AM



COURTYARD - 3PM



PROJECT

AGED CARE FACILITY CONCEPT
AT PACIFIC HIGHWAY
WAHROONGA NSW

CLIENT

For THOMPSON HEALTH CARE

DRAWING

SHADOW
DIAGRAM
DECEMBER 22nd

DATE
FEB 2013
SCALE
1:250 @ A1
DRAWN
GM

GEOFFREY MARTIN +
Associates Pty Ltd

Design Consultants

PO Box 627 Petersham NSW 2049
Telephone 0411 105 325
Email geoff@gma.net.au

ISSUE
A
PROJECT No
DRAWING No
DA13

Geoffrey Martin Associates Pty Ltd ABN 16 074 686 730